

Get your STI results online in Health Gateway

Health Gateway provides safe and easy access to your BC health records all in one place. You can use it to see your medication history, immunization records, health visits and lab test results, including for sexually transmitted infections (STIs).

This handout includes step-by-step information on:

- how to view your STI test results in your Health Gateway account, and
- how to understand what different results mean.

First, set up your BC Services Card and Health Gateway accounts



You will need to set up your [BC Services Card](#) account.

This is a digital ID that allows you to verify your identity when logging into BC Government online services, such as Health Gateway.



Once your BC Services Card ID is ready, you can set up your [Health Gateway Account](#).

Next, find your lab results

Step 1: Log in to Health Gateway

Option 1: Use the [Health Gateway website](#)

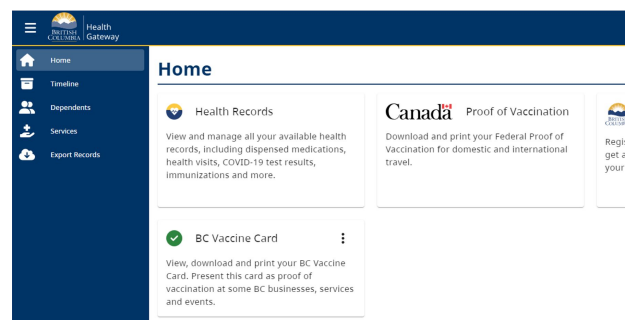
Login using your BC Services Card Account.

From the 'Home' tab, select the Health Records option.

Option 2: Use the BC Services Card App

Open the app and select 'Services' from the menu at the bottom of the screen.

Select 'Health Gateway', then 'Continue'.



Browse websites you can log in to with this app

Health Gateway

View your B.C. health records in one place, including lab test results, medications, health visits, immunizations and more.

Step 2: Filter

You should now be in the 'Timeline' tab showing your health records by date.

- Press 'Filter' tool
- Then check mark 'Lab Results'



Filter ×

Keywords


Type

- Immunizations(6)
- Medications(32)
- Lab Results(4)
- COVID-19 Tests(0)
- Health Visits(23)
- My Notes(0)
- Special Authority(0)
- Clinical Documents(0)
- Hospital Visits(0)

Step 3: Find your results

Find your lab results with the date you gave your samples

	Other Lab Results Order Status: Completed	2023-Jun-14
	Other Lab Results Order Status: Completed	2023-May-06
	Pathology Lab Results Order Status: Completed	2023-Mar-02



Step 4: Check your results

The test name, result and status are shown on this page. The result column will read either:

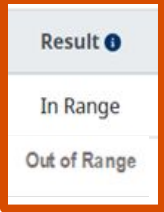
In Range: This *usually* means the result is as expected, within normal values, or negative when referring to infections. **OR**

Out of Range: This *usually* means that the result is outside of the normal expected value, or could mean that the result is positive for an infection.

If you select 'View Test Results' you can see more details about your lab results.

VIEW TEST RESULTS

Test Name	Result i	Status
HIV 1+2 Ab+p24 Ag; Screen	In Range	Completed i
Treponema pallidum Ab; EIA	Out of Range	Completed i



Understanding your lab results

Test results can only tell you if you have an infection at the time the test was done.

A test taken too early may not be accurate. Even if your test result is negative or nonreactive, it might be too soon for a test to tell if you have an STI. You may want to test again later.

- Learn more about the [window period](#) when getting tested.

If you think you have an infection, or if you or your partner(s) are having sex with new or casual partners, we recommend you get tested regularly.

- Learn more about [STI testing and results](#) on our website.

The table below can help you understand what different lab results mean. If you still need help understanding your lab results, contact the healthcare provider who ordered your tests for support.

Lab Result	What does it mean?
Positive	You have an STI and need treatment or follow-up.
Negative	The test did not find an STI.
Reactive	<p>This is another way to say positive, but can mean different things including:</p> <ul style="list-style-type: none">• You have an STI;• You have previously been treated for that STI and the test has detected your body's memory of that infection; or• You have received a vaccine against that infection in the past and you are immune. <p>If you are unsure about what a reactive result means for you, contact the healthcare provider that ordered your tests to see if treatment or re-testing is needed.</p>
Non-Reactive	<p>This is another way to say negative. It usually means that you do not have that infection and have not been exposed to it in the past.</p> <p>It is important to consider the window period when getting tested, which is the time between when you come in contact with an infection and when it will show up on a test.</p> <p>For some tests, like Hepatitis A and Hepatitis B, a non-reactive result can mean that you are not immune to that infection.</p>

Lab Result	What does it mean?
Indeterminate	<p>There is not enough information from the test to call it positive or negative.</p> <p>You might be asked to repeat the test in a couple of weeks, and may be offered treatment.</p>
Intermediate	<p>Usually means that the result is somewhere between negative and positive.</p> <p>You will likely be offered treatment.</p>
Equivocal	<p>There is not enough information from the test to call it positive or negative.</p> <p>Usually you will be asked to repeat the test in a couple of weeks, and may be offered treatment.</p>
A number or ratio (like >10 or 1:32)	<p>Usually, results that show up with a numerical value need to be interpreted by a doctor.</p> <p>If you have not been given information about these results, contact the healthcare provider that ordered your tests to see if treatment or re-testing is needed.</p>

Resources

[BC Services Card website](#): Information to set up your BC Services Card Account



[Health Gateway website](#): Login after setting up your BC Services Card Account



[SmartSexResource STI & Testing webpage](#): More about STI testing and window periods



[HealthLink BC](#): General health information and services information in BC

